

R510

Siphon for shower trays with Ø 90 mm hole; high flow rate; stainless steel cover; 135° connector angle; siphon has an additional sieve filtering impurities.

Hole: Ø 90 mm

Cover: Ø 120 mm

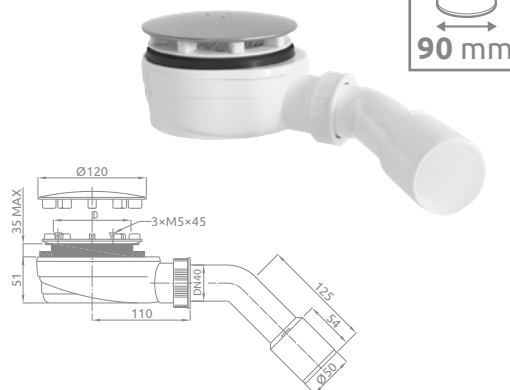
Outlet: Ø 40/50 mm

Flat: 51 mm

Outflow: 25,5 l/min

Art. No.: R510

Stainless
steel cover



R580

Siphon for shower trays with Ø 90 mm hole; high flowrate; stainless steel cover; 135° connector angle.

Hole: Ø 90 mm

Cover: Ø 120 mm

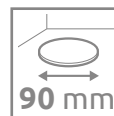
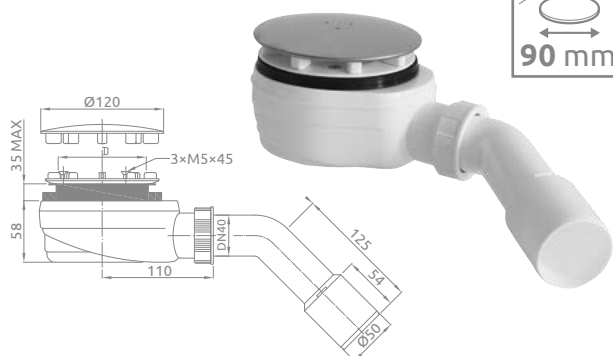
Outlet: Ø 40/50 mm

Flat: 58 mm

Outflow: 40,5 l/min

Art. No.: R580

Short 58 mm



R580 Black, R580 White

Siphon for shower trays with Ø 90 mm hole; high flowrate; 135° connector angle.

Hole: Ø 90 mm

Cover: Ø 120 mm

Outlet: Ø 40/50 mm

Flat: 58 mm

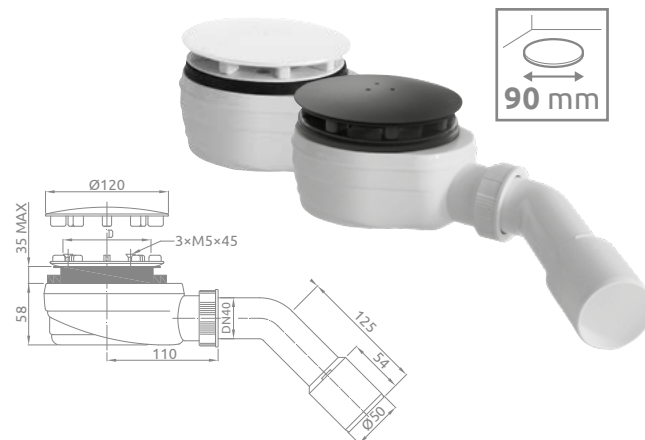
Outflow: 40,5 l/min

Art. No.:

R580B – Black cover

R580W – White cover

Short 58 mm



690 P

Siphon for shower trays with Ø 90 mm hole; decorative cover in ABS chrome Ø 115 mm; 135° multidirectional connector angle; outlet Ø 40/50 mm; flat – 80 mm.

Hole: Ø 90 mm

Cover: Ø 115 mm

Outlet: Ø 40/50 mm

Flat: 80 mm

Outflow: 25 l/min

Art. No.: 690P

Economical

